





I hope you are all keeping safe and well and that you enjoyed the sunshine over the bank holiday weekend! June-the final month of the school year is upon us- keep up the great work everyone, we're on the home stretch!! 😊 As always I love hearing from you all, all emails, photos videos etc are very welcome! And of course if you have any concerns or need any additional resources or support for your child then please do not hesitate to contact me. My email address is room5help.ballylinan@gmail.com

Again, please remember the below is just a guide and not meant to put pressure on any family.

	Monday 1 st June	Tuesday 2 nd June	Wednesday 3 rd June	Thursday 4 th June	Friday 5 th June
English		<p>My News Copy (blue) write four/five sentences about your bank holiday weekend.</p> <p>*Remember-Capital letter at beginning of sentence, finger spaces and full stops. 😊</p> <p>Jolly Phonics Pupil Booklet pg. 47</p>	<p>Just Phonics p 61 Word Family-ink, ank</p> <p>Listen to the song: Frank the Skunk</p> <p>Interactive Game: Dinosaur Eggs Choose 'nk' option</p> <p>Ready to Write p 41 Capital Q</p>	<p>Mrs Murphy Writing Copy 'Look at my book.' 'I am a good cook.'</p> <p>Reading Challenge Collins Big Cat Books: Choose one book to read from the pink, red or yellow band.</p>	<p>Just Phonics p 62 & 63 Consonant Digraphs- Read the words, ring the ones you can see in the picture and colour the matching picture. Two words have no matching picture, write them in the space provided.</p> <p>Dictation: Challenge your child to write the following sentence(just one this week!) in their purple copy as you call it out.</p> <ol style="list-style-type: none"> 1. The pink tank sank in the sink. <p>*Remember-Capital letter at beginning of sentence, finger spaces and full stops. 😊</p>
<p>Learning Copy 01/06/20</p> <p>Revise List 3</p>		<p>Revise List 3 Remember tricky words must be learned off by heart!</p> <p>Activity 1: Read the sentences, choose one sentence to illustrate</p>	<p>Revise List 3 Remember tricky words must be learned off by heart!</p> <p>Activity 2: Word Hunt</p>	<p>Revise List 3 Remember tricky words must be learned off by heart!</p> <p>Challenge: How fast can your read all 20 tricky words? Ask an adult to time you and record time.</p>	<p>Revise List 3 Remember tricky words must be learned off by heart!</p> <p>Activity 3: Bingo Time</p> <p>Challenge: How fast can your read all 20 tricky words? Can you beat yesterday's time?</p>

<p>Irish</p>	<p>I hope that you were able to access the 'Bua na Cainte' interactive programme at home. If you haven't done so already please see the Gaeilge section of this Staying on Track document for instructions on how to access programme. Again please note <i>the programme requires a PC or Mac device.</i></p> <p>This week's theme is 'Siopadóireacht'. I'd like children to complete one lesson a day (4 days this week), listen to songs and play interactive games.</p> <p style="text-align: center;"> Siopadóireacht Ceacht 1 Siopadóireacht Ceacht 2 Siopadóireacht Ceacht 3 Siopadóireacht Ceacht 4 </p> <p><i>*If you are unable to download programme please do not worry. Unfortunately online Gaeilge resources are far and few between. We do not read or write Gaeilge in Senior Infants therefore any exposure to the spoken language will be of benefit to your child. Please visit TG4 Kids or Cúla 4 and allow your child to watch a TV program as Gaeilge.</i></p>				
<p>Maths</p> <p>Money: I hope last week's money activities went well! Lots of practise is needed in this area and exposing your child to real coins is the best way to teach him/her. There is nothing better than real life hands-on experience!</p>		<p>Mystery Coin Game- to recap last week's work:</p> <ol style="list-style-type: none"> You will need a sock and a 1c, 2c, 5c, 10c, and a 20c coin. Put one coin in the sock without your child looking. Ask your child to describe what they are feeling through the sock. Is the coin very small? Etc Ask your child to guess which coin is hidden in the sock. <p>Interactive Game: Toy Shop</p> <ol style="list-style-type: none"> Choose the euro option Choose the 1c (up to 10c) option <p>Busy at Maths p 108- Colour the correct amount of 1c for each fruit.</p>	<p>Challenge: Fill the piggy bank (you can use money box from last week's art lesson)</p> <p>Using real coins-put the following values into your piggy bank.</p> <ul style="list-style-type: none"> 6c 9c 3c 7c 5c 10c <p>Interactive Game: Toy Shop</p> <ol style="list-style-type: none"> Choose euro option Choose mixed coins Choose exact money up to 20c 	<p>Busy at Maths p 109</p> <p>Colour the correct amount for each object</p> <p><i>Children can find this activity tricky please remember last week's helpful hint-spider legs-give each coin spider legs to its value</i></p>  <p>Interactive Game: Toy Shop</p> <ol style="list-style-type: none"> Choose euro option Choose mixed coins Choose exact money up to 20c 	<p>Activity: Make a play shop It's time to practise your money skills!</p>  <ol style="list-style-type: none"> What kind of shop will you create? (toys, treats, fruit, clothes, ice cream etc) Use post-it notes or pieces of paper as price tags. Decide what price each item should be. (No item should cost more than 10c.) Using real 1c, 2, c,5, and 10c coins take it in turn playing shop keeper and customer. Ask question such as How much is the lollipop? Which item is the most expensive/cheapest? I have 6c do I have enough to buy the tractor? Etc Have fun!

<p>SESE</p>	<p>Lesson 1: Dr Jane Goodall Listen to the story: The Watcher Jane Goodall More about Jane Goodall: Jane Goodall Can you think of any questions you'd like to ask Jane?</p> <p>Explorers p 48 Draw pictures to show Jane's life as a little girl and then as an adult helping the chimpanzees in the forest in Africa.</p>	<p>Lesson 2 Listen to the song: If I were a tree-don't forget to dance! 😊 Listen the story: Who lives in this tree?</p> <p>Explorers p 49 Explore the base of a Tree</p> <ol style="list-style-type: none"> 1. Can you think of any animals that call a tree home? 2. Let's investigate a tree in your garden! 3. What will you use to explore your tree? Colour the things you will use. 4. What do you think you will find living at the base of your tree? Make a prediction and draw one thing you hope to find. 5. Examine the base and lower end of the tree. Look for signs of life. 6. Record the results. <p>Recap- listen to the song: Who lives in a tree?</p>
	<p>SPHE/Drama</p> <p>Listen to the story: Monkey Puzzle</p> <ul style="list-style-type: none"> • Have you ever been lost? What should you do if you find yourself separated from your family? Can you remember our Stay Safe rules? Discuss. What to do if you get lost! <p>Game 1: Animal Guess Who</p> <ol style="list-style-type: none"> 1. Take it in turns to choose one of the animals from the story. 2. Give your family two clues about the animal 3. Can someone guess which animal you are thinking of? <p>Game 2: Animal Mime</p> <ol style="list-style-type: none"> 4. Take it in turns to choose one of the animals from the story. 5. Give your family two clues about the animal 6. Can someone guess which animal you are thinking of? 	<p>Visual Art</p> <p>Using the story 'Monkey Puzzle' as inspiration design a new book cover.</p> <p>Helpful link: How to draw a monkey Easier option: How to draw a monkey</p> <div style="display: flex; justify-content: space-around; align-items: center;">   </div>