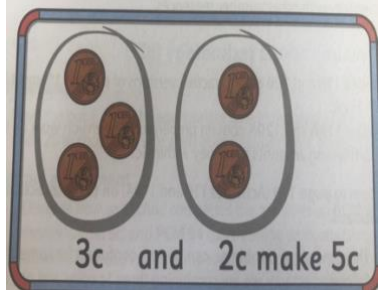




Class: Junior Infants

Teacher: Ms. Butler

	Monday 1st June	Tuesday 2nd June	Wednesday 3rd June	Thursday 4th June	Friday 5th June
English	Bank Holiday	<ol style="list-style-type: none">1. This week our rhyme is The Ants Go Marching. Listen to the rhyme. https://www.youtube.com/watch?v=2S__fbCGwOM2. Draw an image of what you got up to over the long weekend in your News copy.3. Sound of the week th https://vimeo.com/106231366 (Time 9.34)	<ol style="list-style-type: none">1. Illustrate a picture of the rhyme The Ants Go Marching in the yellow copy.2. Yellow Jolly Phonics book-th page: colour and write the sound. Remember 3 star colouring	Purple Copy: Writing- Our News. <ol style="list-style-type: none">1. Today is Thursday.2. It is Sunny/Raining etc. Remember your finger spaces. Challenge: Can you add another line to your news Pre-reading Activity book p.45 can you make any more pictures that look alike but are not the same	Junior Infants letter copy- practice writing the words bag, man and pig and the letter l My Sounds booklet p.10 Draw pictures of words that start with e
Irish	Bank Holiday	I hope that you were able to access the ‘Bua na Cainte’ interactive programme. If you haven’t downloaded the programme already please see last week’s outline of work for instructions . Again please note the programme requires a PC or Mac device. We will start the siopadóireacht theme this week. One lesson a day and the scéal. Siopadóireacht Ceacht 1, Siopadóireacht Ceacht 2, Siopadóireacht Ceacht 3 , Siopadóireacht Ceacht 4 and revise the new words on Friday. *Again if you are unable to download the programme please do not worry. We do not read or write Gaeilge in Junior Infants therefore any exposure to the spoken language will be of benefit to your child. Please visit TG4 Kids or Cúla 4 and allow your child to watch TV programmes as Gaeilge			
Maths (This week will continue with the topic of money and look at problem solving with money, Language: How much, how many, costs, more,	Bank Holiday	<ul style="list-style-type: none">• Recall the different types of coins.• Sort coins into 1c, 2c, 5c• Complete p.117 in Busy at Maths big book• Discuss how much each item costs, which item costs the most, which items is the cheapest?	<ul style="list-style-type: none">• Use different coins to represent 1 cent, 2 cent, 3 cent, 4 cent, 5 cent, 6 cent, 7 cent, 8 cent, 9 cent, 10 cent.• Complete p.118 in the Busy at Maths big book.	<ul style="list-style-type: none">• Make 2 different sets and count each set separately before adding them together to see how much money we have altogether? Make a couple of different sets.• Complete p.119 in Busy at Maths big book	<ul style="list-style-type: none">• Create a shop at home. Label different items with separate price tags and see how much you can buy with your money.

less, not as much, price tag					<ul style="list-style-type: none"> • Complete p,120 in Busy at Maths big book.
SESE	<p>Lesson one:</p> <ol style="list-style-type: none"> 1. Talk about summer time and what differences between summer and the other seasons. 2. Listen to this song to see if you found all the signs of summer mentioned. https://www.youtube.com/watch?v=yAJtjvkOf70 3. Go on a Summer walk in your garden and complete p.46 in your Folens Explorer identify the signs of Summer you found. <p>Lesson two:</p> <ol style="list-style-type: none"> 1. Can you remember the different parts of a plant? Discuss the parts. 2. Listen to the different parts of the plant https://www.youtube.com/watch?v=p3St51F4kE8 3. Go to the garden and find a daisy, and label the parts of the daisy in your copy 				
Art	<p>What you will need: different colour A4 sheets, glue, scissors, paint if you have some</p> <p>Activity: Use the different equipment to make a picture of your favourite ice-cream.</p> <p>Method: You can use the A4 sheets to design your ice-cream or you can get your paint and create your ice-cream using different colour.</p> <div style="display: flex; justify-content: space-around;">   </div>				

My Learning Copy- Revise week one and two

Challenge- can you sound out and write the wordladder words by yourself

I hope you had a lovely long weekend and are ready for another week of work. **Please remember that the work outlined above is only a guideline.** I was delighted to get some emails about how you are finding your work and hearing about what other activities that you are up to. If you have any concerns or issues please do not hesitate to contact me on my direct email room6help.ballylinan@gmail.com