





I hope everyone is keeping up the great work at home for their mammys and daddys!! Thanks as always for your emails! It's really great to see what the children have been up to and I always love hearing from them!! As always if you have any concerns or need any additional resources or support for your child then please do not hesitate to contact me.

I'd be delighted to hear from you. My email address is room5help.ballylinan@gmail.com

Again, please remember the below is just a guide and not meant to put pressure on any family.

	Monday 25 th May	Tuesday 26 th May	Wednesday 27 th May	Thursday 28 th May	Friday 29 th May
English	<p>My News Copy (blue) write four/five sentences about your weekend.</p> <p>*Remember-Capital letter at beginning of sentence, finger spaces and full stops. 😊</p> <p>Jolly Phonics Pupil Book p 45 & 46</p>	<p>Ready to Write p 41 Capital P</p> <p>Reading Challenge Collins Big Cat Books: Choose one book to read from the pink, red or yellow band.</p> <p><i>*To access see week 4 instructions Username: parents@harpercollins.co.uk Password: Parents20!</i></p>	<p>Just Phonics p 59 Word Family-ash Listen to the song: Word Family Song ash Interactive Game: Word Family Game</p> <p>Listen to the song: Summer Time</p> <ol style="list-style-type: none"> What's your favourite thing about summer? Can you remember what your five senses are?  <ol style="list-style-type: none"> Let's use our senses to help us explore summertime. In your yellow copy complete at least 3 of the following sentences and illustrate. <p><i>In the summer I like to _____</i> <i>In the summer I see _____</i> <i>In the summer I hear _____</i> <i>In the summer I taste _____</i> <i>In the summer I smell _____</i> <i>In the summer I feel _____</i></p>	<p>Mrs Murphy Writing Copy 'The king has a ring.' 'Ding-dong went the bell.'</p> <p>Reading Challenge Collins Big Cat Books: Choose one book to read from the pink, red or yellow band.</p>	<p>Just Phonics p 60 Word family-ump</p> <p>Interactive Game: ump Hangman Listen to the song: Word Family Work-out</p> <p>Dictation: Challenge your child to write the following three sentences in their purple copy as you call them out.</p> <ol style="list-style-type: none"> Jump over the big bump. Dan will dash to pick up the mash. <p>*Remember-Capital letter at beginning of sentence, finger spaces and full stops. 😊</p>
Learning Copy 18/05/20	<p>Revise List 4 Remember tricky words must be learned off by heart!</p>	<p>Revise List 4 Remember tricky words must be learned off by heart!</p>	<p>Revise List 4 Remember tricky words must be learned off by heart!</p>	<p>Revise List 4 Remember tricky words must be learned off by heart!</p>	<p>Revise List 4 Remember tricky words must be learned off by heart!</p>

Revise List 4	Activity 1: Read the sentences, choose one sentence to illustrate	Challenge: How fast can your read all 20 tricky words? Ask an adult to time you and record time.	Activity 2: Word Hunt	Challenge: How fast can your read all 20 tricky words? Can you beat Tuesday’s time?	Activity 3: Bingo Time					
Irish	I hope that you were able to access the ‘Bua na Cainte’ interactive programme at home. If you haven’t done so already please see the Gaeilge section of this Staying on Track document for instructions on how to access programme. Again please note <i>the programme requires a PC or Mac device.</i> This week’s theme is’An Teilifís’. I’d like children to complete one lesson a day, listen to songs and play interactive games. <table><tr><td>An Teilifís Ceacht 6</td><td>An Teilifís Ceacht 7</td><td>An Teilifís Ceacht 8</td><td>An Teilifís Ceacht 9</td><td>An Teilifís Ceacht 10</td></tr></table> <i>*If you are unable to download programme please do not worry. Unfortunately online Gaeilge resources are far and few between. We do not read or write Gaeilge in Senior Infants therefore any exposure to the spoken language will be of benefit to your child. Please visit TG4 Kids or Cúla 4 and allow your child to watch a TV program as Gaeilge.</i>					An Teilifís Ceacht 6	An Teilifís Ceacht 7	An Teilifís Ceacht 8	An Teilifís Ceacht 9	An Teilifís Ceacht 10
An Teilifís Ceacht 6	An Teilifís Ceacht 7	An Teilifís Ceacht 8	An Teilifís Ceacht 9	An Teilifís Ceacht 10						
Maths Money: We will be learning about money for the next two weeks. In Senior Infants we work with 1c, 2c, 5c, 10c and 20c coins to the value of 20c . You will need a collection of 1c, 2c, 5c, 10c and 20c coins if possible	Question Time <ul style="list-style-type: none">Why do we need money?  <ul style="list-style-type: none">What currency (money) do we use in Ireland?What form does our money come in? coins/ notesCan you name any coins? 1c, 2c, 5c, 10c 20cShow your each of the above coins-discuss colour, size, shape etc. Activity: Coin Rubbings <ul style="list-style-type: none">Place coins under a piece of paper and use	Activity: Coin Sorting <ul style="list-style-type: none">Collect as many 1c, 2c, 5c, 10c and 20c coins as possible.Place them in a pile in the middle of the table.Allow your child to be the ‘bank manager’ and sort the coins. See pictures below.Ask your child to label each group of coins with 1c, 2c, 5c, 10c or 20c.How fast can you sort the coins? For fun, why not time the bank manager, can the bank manager improve on their time? 	Interactive Activity: Coin Sort Game <i>*Choose the Euro option</i> Activity: Coin Trails <ul style="list-style-type: none">Collect as many 1c, 2c, 5c, 10c and 20c coins as possible.Place them in a pile in the middle of the table.Sort coins like snakes-see picture below.How many 1c, 2c (etc) coins do you have?Do you have more 5c coins than 1c coins?Which coin do you have the most/least of? etc	<i>Some children find the concept of money and value of money/coins difficult to grasp. For example asking children would they rather three 1c coins or one 5c coin they will often choose the three coin option believing that 3 coins must be more than one coin, therefore it is very important that we teach the value of each coin.</i> Challenge: Using real coins-how many different ways can you make <ul style="list-style-type: none">5c10c20c	Challenge: Using real coins-how many different ways can you make <ul style="list-style-type: none">4c7c11c15c Busy at Maths p107- How much money is in each box? Helpful hint: spider legs-give each coin spider legs to its value, count all the legs to calculate how much money is in each box.  Interactive Game: How much money?					

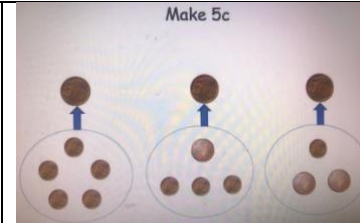
crayon/colouring pencil
to create several coin
rubblings.



Busy at Maths p 104 & 105
Match the correct coins to the
coin in the middle



Busy at Maths p 106
Match the correct coins to the
coin in the middle.



Game: Please see game at
bottom of document. You will
need a dice and 1c, 2c, 5c and
10c coins.

SESE
*This week
we are
discussing
materials*

Lesson 1

Listen to the story: [I see summer](#)

Explorers p 46

Activity: Summer Walk

1. Predict what signs of summer you will see on your walk.
2. Tick the signs of summer that you see on your walk.

Listen to the song: [Olaf In Summer](#)

Lesson 2

Listen to the song: [My Four Season Tree](#)

Explorers p 47

Activity: Summer Tree

1. Can you remember what trees look like in Autumn, Winter and Spring?
2. Find a tree in your garden or locality.
3. Draw a picture of the tree in summer.
4. Challenge: Label the tree with the following labels-leaf, branch, trunk, roots.

Want to learn more about trees? Watch: [Fun Tree Facts](#)

Visual Art

This week in maths we are learning all about money.
Using recyclable materials design and make a **money box/piggy bank**.



Physical Education

Can you spell your name? What about your surname? And your mammy's name?
And Daddy's name? What about your pet's name? **Get moving!!** 😊

Link: [Spell your name work out!](#)



Thursday's Money Game

