




Class: Senior Infants		Teacher: S. Twomey and L. Cunningham			Week Beginning 20.04.20
	Monday 20 th	Tuesday 21 st	Wednesday 22 nd	Thursday 23 rd	Friday 24 th
English	<p>My News Copy (blue) write four sentences about your Easter</p> <p>*Remember-Capital letter at beginning of sentence, finger spaces and full stops. 😊</p> <p>JollyPhonics ue song</p> <p>Jolly Phonics Pupil Book p 38 'ue'</p>	<p>Ready to Write p 31 Capital K</p> <p>Rhyme: Hickory Dickory Dock</p> <ol style="list-style-type: none"> Can you hear any rhyming words? Can you make a list of words that rhyme with clock? Write them into your yellow copy. Illustrate rhyme in yellow copy on same page 	<p>Just Phonics p 68 Vowel Digraph 'ue'</p> <p>YouTube Clip Geraldine Giraffe 'ue'</p> <p>Rhyme: Hickory Dickory Dock Thinking back to yesterday's rhyme.</p> <ol style="list-style-type: none"> Can you write your own verse and illustrate it in your yellow copy? <i>'Hickory dickory dock the _____ went up the clock.'</i> 	<p>Mrs Murphy Writing Copy 'We like this pie.' 'We like this tie.'</p> <p>Reading Challenge Collins Big Cat Books (please see note below to access books)</p>	<p>Just Phonics p 69 'ue'</p> <p>YouTube Clip Kids vs Phonics 'ue'</p> <p>Dictation: Challenge your child to write the following three sentences in their purple copy as you call them out.</p> <ol style="list-style-type: none"> Put fuel in the blue car. Get the pool cue. I will rescue the cat. <p>*Remember-Capital letter at beginning of sentence, finger spaces and full stops. 😊</p>
Learning Copy 20/04/20	<p>New Sound 'ue'- How many 'ue' words can you think of? Tricky Words: want, don't, how, know, right Wordladder and Word Family</p>				
Gaeilge	<p>Video Clip-watch and listen Bígí ag féachaint agus ag éisteacht - Is mise 1</p>		<p>Video Clip-watch and listen Bígí ag féachaint agus ag éisteacht- Lá le Mamó nó Daideo 1</p>		<p>Interactive Game Fun with Claude</p>
<p>Maths</p> <p>Topic: Time: <i>In Senior Infants we learn to tell the time in one hour intervals. 1 o'clock 2 o'clock etc</i></p>	<p>YouTube Clip Tick Tock Lets Learn about the Clock</p> <p>Chat about clocks; Locate clocks in the home environment; Talk about the small hand, big hand, numbers on the clock.</p> <p>Make a clock (please see visual art lesson)</p>	<p>Busy at Maths p 97 Talk about time, write the time and colour</p> <p>Playing with the clock: Show your child a time e.g. 7 o'clock and ask: <i>What time is it? How do you know it's 7 o'clock? Do the same with a number of other times.</i> *Make sure they are on the hour!</p> <p>Song Clock Song</p>	<p>Busy at Maths p 98 Write the time</p> <p>Playing with the clock: Today ask your child to make different time on the clock. <i>Simon says 'show me 7 o'clock.'</i> <i>Do the same with a number of other times.</i> *Make sure they are on the hour!</p> <p>Song What time is it?</p>	<p>Busy at Maths p 99 Read and trace time and draw hands on clock</p> <p>Playing with the clock Play 'What time is it Mr Wolf?' Take it in turns to be the wolf. Wolf sets time on clock at one hour intervals. Player reads time and if correct takes that many steps when the wolf says 'Dinner time' player runs back to den.</p> <p>Song My Daily Tick Tock</p>	<p>Busy at Maths Home School Links Book p 34 Write the time</p> <p>Interactive Game 1 Tablet friendly. Please choose 'Read the time to the hour' option.</p> <p>Interactive Game 2 Not tablet friendly</p>

SESE	<p>Story: How do we know it's spring?</p> <p>Explorers p 36 Spring Walk</p> <ol style="list-style-type: none"> 1. Predict what signs of spring you will see on your spring walk. 2. Go on a spring walk and tick the signs of spring that you can see. 	<p>Listen The Blue Tit's Song</p> <p>Explorers p 37</p> <ol style="list-style-type: none"> 1. Can you name the parts of a bird? 2. Draw your own bird? 3. Challenge: Can you make a bird feeder? 
Visual Arts	<p>Make and design a clock using cardboard/paper plate and a pin.</p>  <p><i>*This clock will be used throughout the week for maths lessons.</i></p>	<p>Bird's Nest/House Collect twigs, leaves, grass etc and make a birds nest. Recyclable materials can also be used. Here are some ideas.</p> 
Music	<p>Springtime Dance Springtime Dance It might be fun to create your own dance moves.</p>	

Reading Challenge-How many books can you read?

Folens are offering free access to their Big Cat eBooks. These books are very similar to the guided reading books your child was reading in school and at home. Ideally, if you have access to the internet we would like each child to read two books per week from the pink, red or yellow band. Your child can listen to the stories being read and then he/she can reread the story independently. There is also an interactive activity at the end of each story which can be found by clicking the red symbol to the very right of the screen.

To access books please do the following

- Go to link <https://connect.collins.co.uk/school/portal.aspx>
- Click on Teacher Login
- Enter username: parents@harpercollins.co.uk
- Enter password: Parents20!
- Click Collins Big Cat and choose a book from the pink, red or yellow band.
- Keep a record of the books read. Here are some fun, free reading logs you might like to print off and use as an incentive for your child. [Reading Logs](#)

I hope you all enjoyed the sunshine over the Easter holidays!

Please remember the above is just a guide and not meant to put pressure on any family. All we can do is our best at this time! ☺